

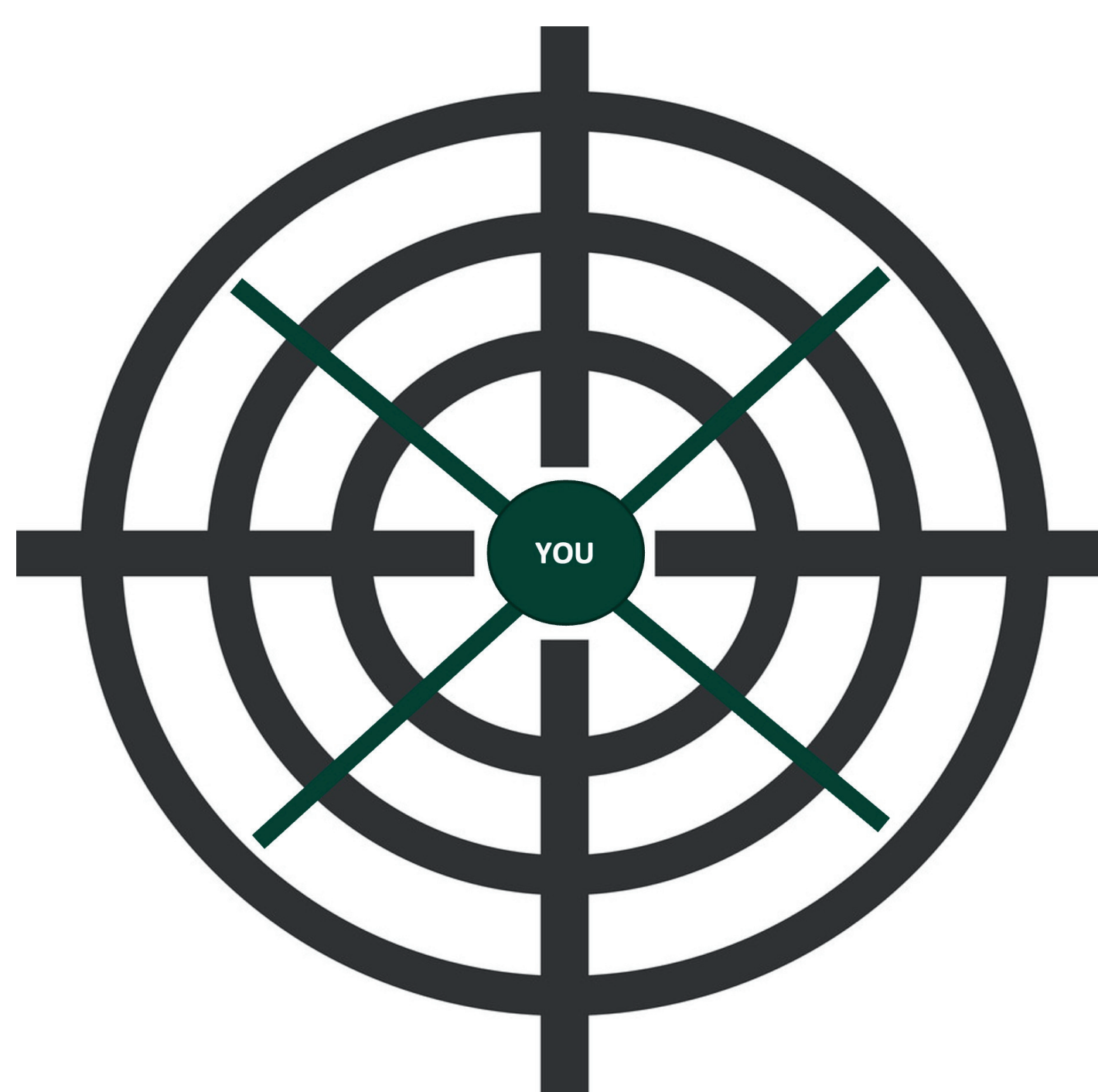
Target Your Network: String Art

A hands-on approach to training military youth program personnel on positive youth development concepts.

INTRODUCTION

- Creativity and hands-on engagement are essential when providing professional development training for military youth program personnel.
- Developmental relationships are a key component of positive youth development.
- While training adult educators on PYD, it is helpful for participants to identify personal experiences relating to the 5 dimensions of developmental relationships: expressing care, challenging growth, providing support, sharing power, and expanding possibilities.

NETWORK MAPPING




Adapted from National 4-H Council PYD Academy

Appendix A: Network Mapping Tool

Identify the members of your network. Begin with the layer closest to "You", those people you work with most routinely. Then, use the rings further out to illustrate those you work with less closely and perhaps more episodically. Group members of your network by areas of your work and personal life.

ART CONNECTION

Military youth program personnel created their own network maps using Appendix A. Upon completion of their network map, participants created a piece of mixed media artwork called string art to reflect on their relationships. Participants replicated their network map using nails and thread to represent each connection.




Instructions:

1. Start by hammering one nail into the center of the plaque to represent you.
2. Hammer one nail for each person on the map, replicating proximity to the center detailed on the worksheet.
3. Choose 3 different colors of thread.
4. Tie each thread to the center nail and designate them as 1, 2, and 3.
5. Wrap a single thread around each nail that represents a person who applies to each question asked by the facilitator.
6. Sample Question: "Using thread 1, wrap the thread around each nail that represents a person who has provided support to you." Questions can be tailored to audience.
7. Tie the end of the thread back to the center nail and cut excess.
8. Continue for each thread.

DISCUSSION

- Participants identified important connections in their lives.
- Participants used art to reflect on the different contexts in which their relationships exist, and the positive outcomes associated across contexts.
- Participants discussed the importance of developmental relationships for positive youth development and how their current connections share similarities with defined developmental relationships.



MATERIALS

- Wooden plaques (round or square)
- Craft cord (assorted colors)
- Hammers
- Finishing nails
- Mapping Your Network worksheet
- Pens/pencils
- List of questions for thread mapping

Madison Parker, Clemson University

Charleston County 4-H Youth Development Agent
mdp2@clemson.edu | 843.530.5202



COOPERATIVE EXTENSION
College of Agriculture, Forestry and Life Sciences

